

Laying Patterns  
**Designers' Choice**



**Defined**

**amtico**  
signature

## “Crafting patterns for over 50 years”

**Our laying patterns are a foundation for creativity, a framework for you to experiment with products, shapes and tile sizes to produce extraordinary floors with ease.**

To make a pattern that matters, a pattern capable of bringing life, drama and purpose to a space, demands both expertise and a sophisticated design craft that’s earned over many years in the industry.

It’s this authentic understanding combined with our advanced cutting capabilities that makes Amtico laying patterns stand apart. We’ve been crafting patterns for over 50 years, we know what works, and we want to share this knowledge with you to help you create exquisite spaces.

We’re ready to help you create the perfect floor; contact your local sales manager to discuss your next project. Find out more at [amtico.com](http://amtico.com)



**Lorna Williams**  
Head of Product Design  
and Creative Branding

## **Contents:**

Introduction to Designers' Choice 2

---

### **Designers' Choice**

Arrow	10
Varied Block	18
Woven	26
Polygon Key	32
Pleat	40
Plank Weave	46
Kite	52
Flagstone	60
Parquet	66
Oblique Square	74
Block Weave	80
Staggered Block	88
Basket Weave	94
Random Stone	100

---

**Endless Possibilities** 106

---

**Bespoke** 114

---

**Installation** 116

---

**Adhesives, Wear and Care Advice** 118

---

**Accreditations** 119

---

**Original.  
Beautiful.  
Defined.**



**Sarah Escott**  
Senior Designer

"We've experimented with textures, tones and palettes to bring you sophisticated, surprising and original choices."

Designers' Choice is a collection of 84 beautiful product combinations created by the Amtico design team.

A collection of predefined, ready to use combinations across 14 patterns that make creating stunning floors easy.



Flagstone – Kura Anise, Kura Kala Stripping. Pleat, Bespoke – Kura Kala,  
Kura Caraway, Kura Anise, Kura Cassia. Tile, Broken Bond – Kura Cassia



## Dedicated to pattern innovation.

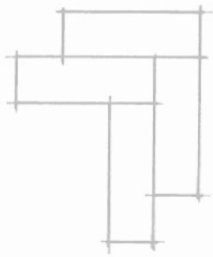

Amtico laying patterns begin with design research. Shapes, angles, geometry and scale are developed by the in-house design team, working in partnership with expert manufacturing. We're dedicated to crafting pattern design.





"Behind every Designers' Choice combination is a pattern that's been carefully crafted by our in-house team. That's what sets us apart."

**Lorna Williams**  
Head of Product Design  
and Creative Branding



*Our technical drawings  
inform the flawless  
cutting that makes  
our precision tiles.*

Every laying pattern is a collaboration created through dedication to finding an effective pattern for every space.

This collective curiosity, knowledge and expertise helps us to craft original and innovative patterns, and harness the incredible precision of our in-house cutting techniques.



EXPERT  
KNOWLEDGE

The unrivalled knowledge, expert support and bespoke service you'd expect from a market leader with over 50 years experience.



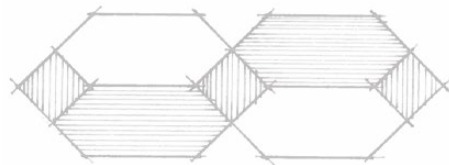
INSPIRING  
POSSIBILITY

An extraordinary range of products, palettes and patterns that give you the design choices to realise your creative vision.

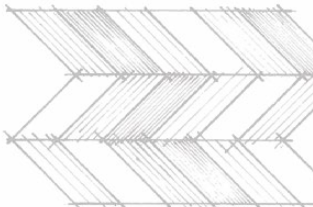
# A curated collection.

We're incredibly excited to bring you Designers' Choice. It's a real celebration of the beautiful products in the Signature Collection.


*Simple ways to create grand spaces.*




*Contrasting tones.*



*Surprising and original product pairings.*



*Dramatic textures.*



"We wanted to create a collection that excites your imagination, introduces innovative ways to use Signature products and helps you create beautiful floors."

**Sarah Escott**  
Senior Designer

*Balanced and  
considered  
combinations.*

**Order exquisite design,  
through one simple code.**

We've experimented with product, colour, placement and scale, to bring exquisite balance to every design.

Our patterns are predefined and cut ready for use. Each design can be ordered using one simple code.

Find out more at  
[amtico.com/commercial/designerschoice](http://amtico.com/commercial/designerschoice)

## Arrow

A striking and confident geometric pattern with shifting rows of parallelogram tiles. An abstraction of a traditional pattern, it allows for imaginative product combinations as individual and surprising as the shapes themselves. Arrow's precise beauty and dynamic movement are a stunning example of our advanced cutting capabilities.

Perfect for: Hospitality & leisure, retail, hotels, public spaces.

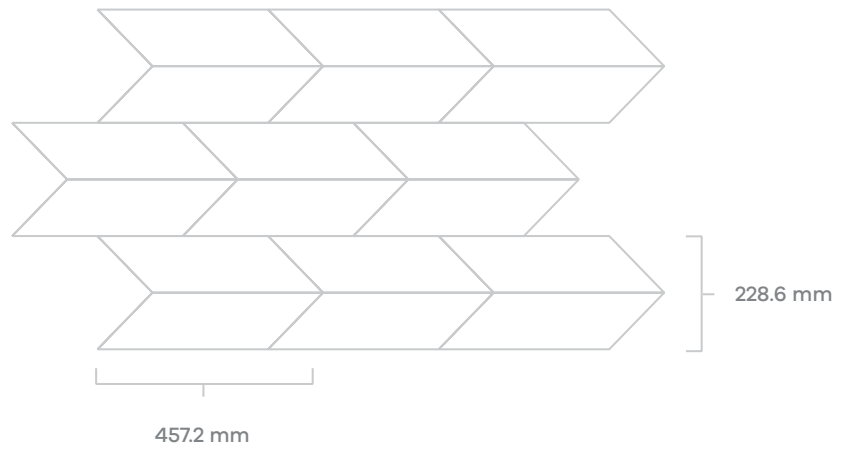








## Arrow



### ◀ Terrain DC159

A product with bold saturated tones and ornate detail brings enigmatic flow and intriguing geometry.

Created with:  
Chroma Blue


*Combining the flowing layers of  
gold, silver and inky blue with Arrow's  
dynamic geometry brings real drama.*



▶  
**Twilight**  
DC162

Darts of metallic gold interrupt abstract linear textures to deliver understated luxury.

Created with:  
Back to Black Vamp  
Infinity Pulse



◀  
**Turner**  
DC163

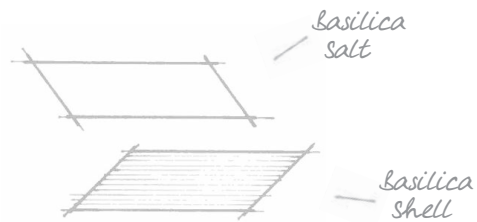
A brave cut of solid rustic grains, alive with warm natural tones and interesting flow.

Created with:  
Reclaimed Oak  
Pier Oak  
Harbour Pine

## Arrow

"Experimenting with the angular cutting of softly textured products gives Arrow a contemporary edge."

**Sarah Escott**  
Senior Designer



### ◀ Temple DC160

Two contemporary Stones highlight the striking angles and produce a feel of modern masonry.

Created with:  
Basilica Salt  
Basilica Shell



◀  
**Flow  
DC161**

Gently contrasting cream and silver-grey shades softly emphasise Arrow's clean angles.

Created with:  
Kura Kala  
Kura Caraway



▶  
**Tapestry  
DC164**


Four cleverly balanced tones offer an injection of practical colour and texture.

Created with:  
Kura Kala  
Kura Caraway  
Kura Anise  
Kura Cassia

## Varied Block

Five tiles of equal length and differing widths create this large-scale contemporary design. The strong architectural geometry and staggered positioning deliver striking abstract movement and real visual impact. A pattern to make a stunning statement in large spaces.

Perfect for: Public spaces, museums & galleries, retail, education.

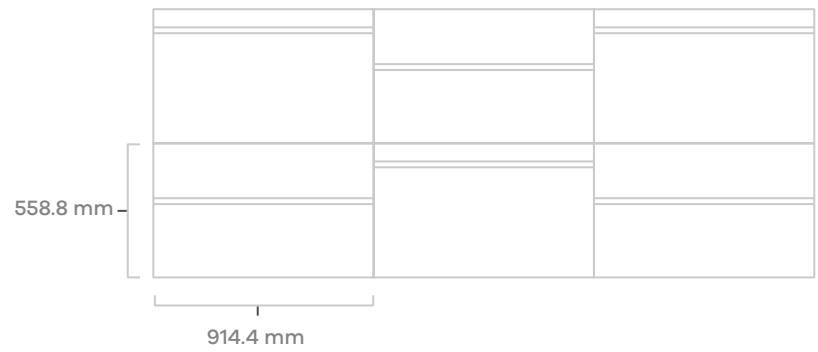









## Varied Block



### ◀ Elegance DC158

Dusky linear bands contrast with creamy Stones to create a bold pattern.

Created with:  
Equator Flow  
Mirabelle Creme  
Stria Basalt



### ◀ Urban DC155

Three simple greys meet in smooth architectural geometry, elevated by subtle metallic glints.

Created with:  
Composite Calcium  
Composite Pumice  
Composite Flint





◀ **Vista  
DC157**

Flowing layered landscapes are captured in staggered panels.

Created with:  
Umbr Eclipse  
Umbr Veil  
Umbr Dusk




◀ **Atelier  
DC156**

The varied textures and tonal blends of Wood and Stone meet in this striking large scale pattern.

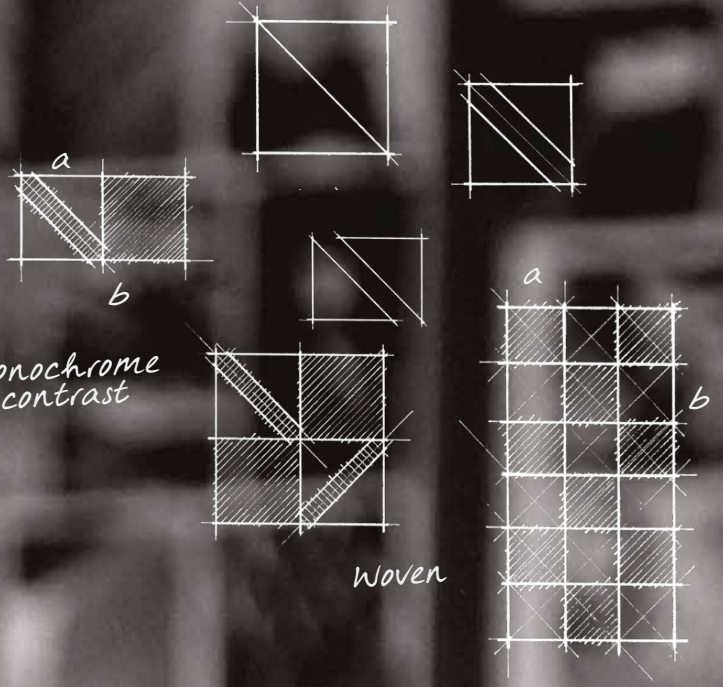
Created with:  
Wharf Oak  
Kura Caraway  
Kura Opium

*The contrasting rich texture of Kura Opium and the open grain of Wharf Oak are cleverly inlaid together with a band of soft metallic.*






Monochrome  
contrast



## Woven

A contemporary twist on a classic Parquet, this pattern delivers clever modern geometry through interwoven shapes. The stunning angles in the subtle twisted weave lend themselves to single colour patterns and interesting linear textures.

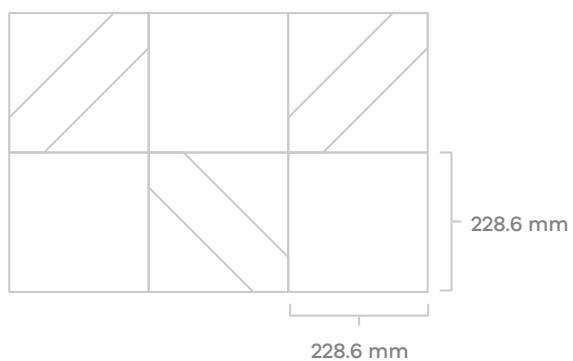
Perfect for: Retail, residential, hospitality & leisure.









Woven - Spotlight



►  
**Grace  
DC120**

Light, bright tones and a soft oak grain make this an effortlessly versatile choice.

Created with:  
White Oak



◀  
**Spotlight  
DC124**

Two shimmering Abstracts gloriously contrast and complement the dynamic geometry.

Created with:  
Glint Orb  
Glint Void

## Woven

“This is a really versatile and decorative pattern - the beautiful Wood grains create an intricate backdrop for a sophisticated space.”

**Lorna Williams**  
Head of Product Design  
and Creative Branding

▶  
**Saxon  
DC122**

Classic nut-brown tones and a natural finish brings artisan texture to the intricate weave.

Created with:  
Brushed Oak

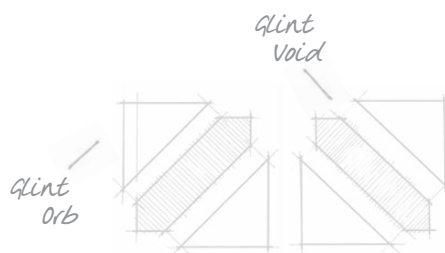


◀  
**Empire  
DC121**

Intense detail in this rich dark Wood grain creates a sleek decorative finish.

Created with:  
Dark Walnut





*Monochrome beauty  
crafted with  
precision cut pieces.*

►  
**Cloister  
DC123**

Deep-warm greys  
and limed tones  
elegantly highlight  
the shifting  
grain directions.

Created with:  
Nomad Oak



◀  
**Canvas  
DC119**

A contemporary  
canvas of contrasting  
cool-grey tones and  
feather-like grains.

Created with:  
Quill Gesso

## Polygon Key

Confident, dramatic and memorable, the large-scale polygon and key tiles in this pattern produce impressive spaces. Bold geometry that makes a statement.

Perfect for: Retail, hospitality & leisure, fashion, public spaces.

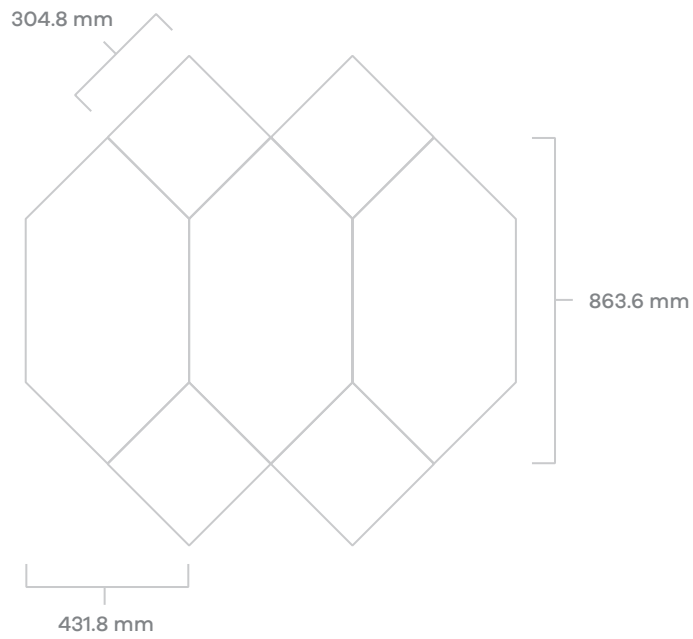






Polygon Key - Plaza

## Polygon Key



### ◀ Plaza DC175

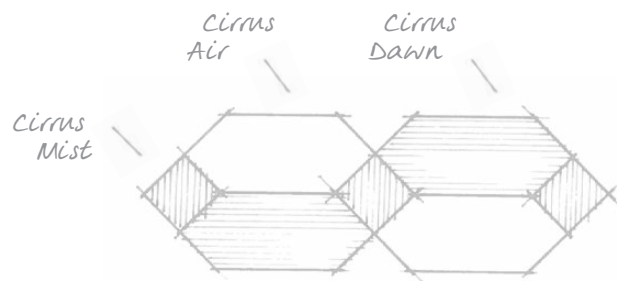
Decadent colour blends and stunning deep-dyed texture bring new glamour to Polygon Key.

Created with:  
Kura Cassia  
Kura Juniper  
Kura Anise

## Polygon Key

"Create a striking space with these bold and eye-catching combinations."

**Lorna Williams**  
Head of Product Design  
and Creative Branding



### ◀ **Era DC177**


A light, bright, bold, versatile and balanced combination of cross-hatched texture in smooth tones.

Created with:  
Cirrus Dawn  
Cirrus Air  
Cirrus Mist

▶  
**Reverie**  
DC176

Neutral tones of three characterful fossil Stones work beautifully together on this large scale.

Created with:  
Fossil Limestone  
Buckland Stone  
Lulworth Stone



*Elegant ceramic-like texture works with the grand geometry to make a real statement.*

◀  
**Portico**  
DC178

A contemporary trio of Stones bring fresh modernity to this grand geometry.

Created with:  
Stria Ash  
Kura Opium  
Kura Anise

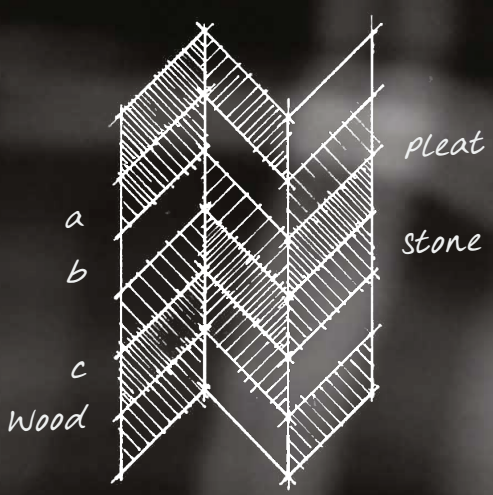







Table View Window Help

1 pt 4.233 mm [Basic Graphics Frame] 100%

HerringbonePleat4ProductsV4.indd @ 75%

leat3ProductsV3.indd @ 49% HerringbonePleat3ProductsV4.indd @ 49% HerringbonePleat4ProductsV3.indd @ 49% HerringbonePleat4ProductsV4.indd @ 75%

20 30 40 50 60 70 80 90 100 110 120 130 140 150 160 170 180 190 200 210 220 230 240 250 260 270 280 290 300 310 320 330 340 350 360 370 380

Id Br 75%




## Pleat

A pattern of simple beauty, elevated by precise angles and balanced design. Texture and grain in one and two colour designs bring decorative detail and modern colour in imaginative combinations.

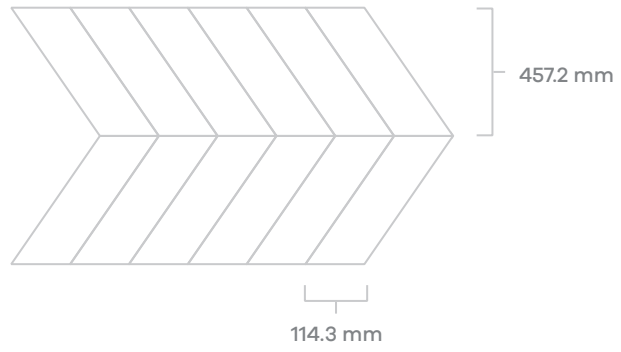
Perfect for: Retail, hospitality & leisure, residential.








Pleat - Affinity



► **Affinity  
DC129**

Cool meets warm, natural meets abstract in this unusual combination of texture and tone.


Created with:  
Kura Anise  
Wharf Oak  
Stria Basalt  
Stria Lava  
Cirrus Dawn



◀ **Orbit  
DC130**

Considered placement of luxurious and dramatic designs brings new glamour and boldness to Pleat.

Created with:  
Shibori Lapsang  
Fragment Abyss  
Cadence Montis  
Graphite Slate  
Stria Volcanic



## Pleat

"The potential with Pleat is huge, we've created some really unusual mixes that bring something truly original to the pattern."

**Sarah Escott**  
Senior Designer



◀  
**Sanctuary**  
DC127

Light, fresh and beautiful, this versatile take on Pleat is elegant and serene.

Created with:  
Equator Flow  
Kura Kala  
Basilica Salt



◀  
**Dwell**  
DC126

The smooth grain and sun-kissed tones bring soft modern texture to the usable pattern.

Created with:  
Cornish Oak

▶  
**Harvard  
DC125**

Traditional oak grains celebrate the appealing shape, precise lines and angular pattern.

Created with:  
American Oak



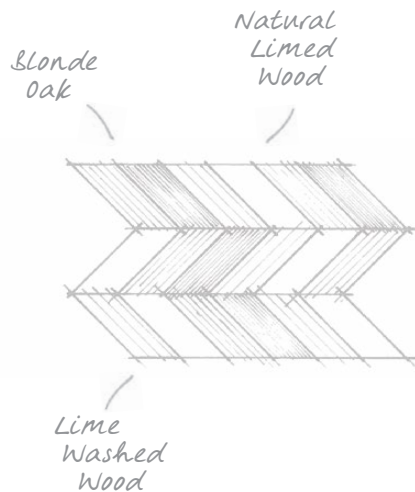
◀  
**Bistro  
DC128**

A lively mix of treated Woods and fresh Blonde Oak creates stunning contemporary balance.

Created with:  
Natural Limed Wood  
Blonde Oak  
Lime Washed Wood



*A surprising combination of three individual grains, alive with vibrant modern texture.*




## Plank Weave


Trios of large planks, interrupted by short planks, create a captivating weave. Perfect for adding interest to large spaces in classic Woods or modern Stones and Abstract finishes.

Perfect for: Hospitality & leisure, retail, restaurants, large commercial spaces.

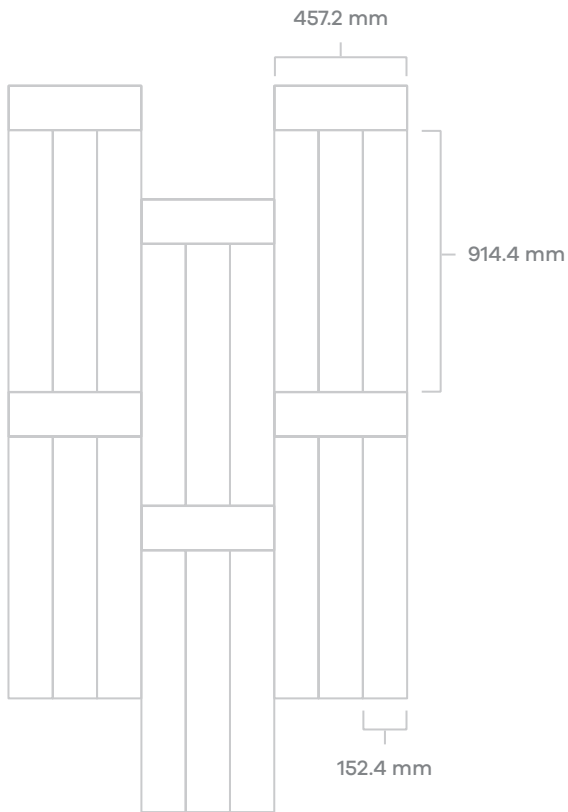








Plank Weave - Gallery



►  
**Gallery  
DC133**

Subtle bands of weathered tones move across the pattern.

Created with:  
Parisian Pine



◀  
**Whisper  
DC135**

Rows of striking metallic Stone unexpectedly interrupted by the open texture of a cool-grey Wood.

Created with:  
Kura Caraway  
Shore Oak

## Plank Weave

▶  
**Taverna  
DC131**

A vivid oak grain brings intriguing depth, detail and contrast to this soft weave.

Created with:  
Worn Oak



◀  
**Lodge  
DC132**

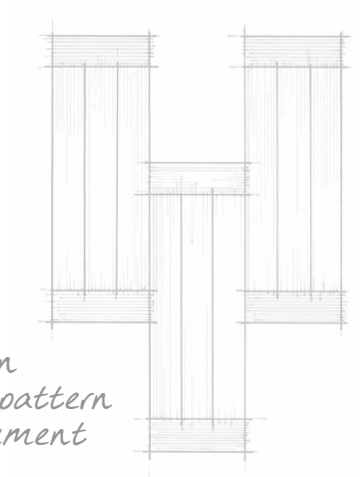

Flecked grains bring a warm rustic oak feel to the shifting planks.

Created with:  
Reclaimed Oak

►  
**Hero  
DC136**

The luxurious grey tones of rich Kura Opium bring energy to tiers of soft Kura Anise.

Created with:  
Kura Anise  
Kura Opium



*Contrasting grain direction gives the pattern interesting movement across the floor.*



◀  
**Belgravia  
DC134**

Warm deep oxidised layers and metallic pigments glimmer through luxurious terrain.

Created with:  
Chroma Gold

## Kite

A bold and confident design that introduces parallelogram tiles to a kite pattern to create distinctive geometry. Kite can deliver classic style or contemporary edge and is guaranteed to make an impact.

Perfect for: Retail, public spaces, entrance halls, hospitality & leisure.

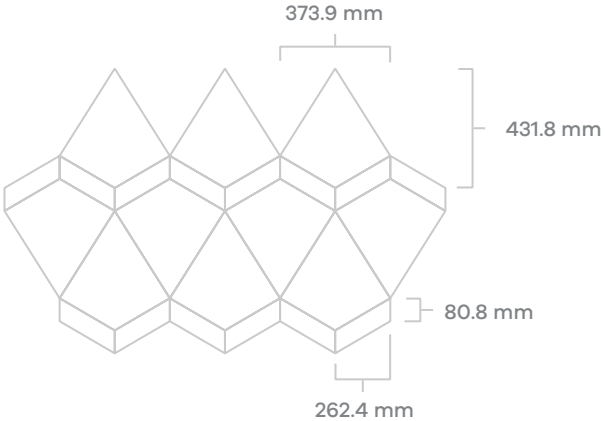






Kite - Shadow





▼  
**Shadow  
DC173**

Umbra's pleats and curves subtly diffuse the geometry, creating pattern flow across the floor.

Created with:  
Umbra Veil  
Umbra Dusk



## Kite


▶  
**Mellow  
DC171**

These two complementary Stones combine to create gloriously soft geometry.

Created with:  
Fossil Limestone  
Kura Fennel



*Wood isn't the obvious choice for Kite but these abstract grains work perfectly, bringing a distinctive beauty.*



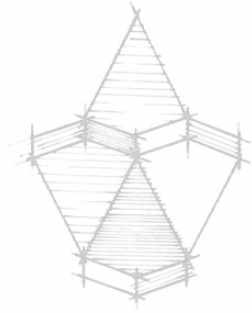
◀  
**Serene  
DC172**

The abstract textured grains of design Woods bring a warm tonal contrast.

Created with:  
Cirrus Mist  
Cirrus Dawn

"We've crafted four combinations that play with the geometry. Classic tones produce a subtle pattern movement and soft texture creates balance and simplicity."



**Lorna Williams**  
Head of Product Design  
and Creative Branding




◀  
**Bequest  
DC174**

Bright contemporary Stones deliver a soft elegance, elevated by subtle metallic highlights.


Created with:  
Kura Caraway  
Basilica Salt  
Basilica Shell



*flagstone*



*full module*



CORE  
COLO

18-0820 TCX  
Dry Leaf

19-0912 TCX  
Bitter Chocolate

19-1557 TCX  
Red Garnet

10249 C  
Metallic

18-0328 TCX  
Evergreen


Berry CX

CX

# Flagstone

Clever combinations of rectangular and square tiles make up this charming mid-sized pattern. In classic products it offers elegance and in modern Abstracts intriguing structure.

Perfect for: Living spaces, retail, public spaces.



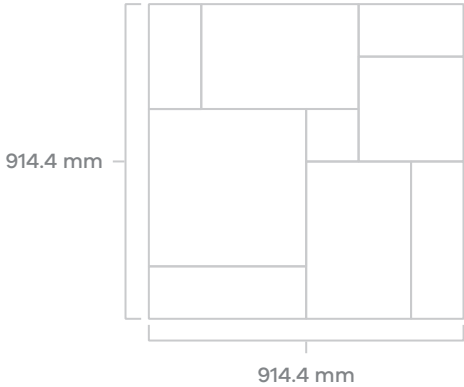




Flagstone - Pistol



# Flagstone



## ► Nuance DC137

Soft blue-grey tones drift across the surface to create a highly versatile fresh feel.

Created with:  
Mirabelle Bleu  
Stria Basalt Stripping



## ◀ Pistol DC140

Dramatic bronze and deep petrol tones bring an urban industrial feel to a classic pattern.

Created with:  
Patina Smalt  
Patina Vapour Stripping



## Flagstone


"We've given a traditional pattern bold new identities by introducing decorative and abstract selections."

**Sarah Escott**  
Senior Designer

►  
**Agency  
DC138**

Traditional Flagstone  
given a contemporary  
concrete update.

Created with:  
Exposed Concrete  
Cadence Aeria Stripping



◀  
**Vestige  
DC139**

A beautiful ceramic  
finish, smooth texture  
and dusty blue-violet  
tones are highlighted  
in the shifting geometry.

Created with:  
Kura Cassia  
Shimmer Denim Stripping

►  
**Milan**  
**DC141**

Directional grey tones give each shape elegant definition.

Created with:  
Cadence Aeria  
Exposed Concrete Stripping



◀  
**Illusion**  
**DC142**

Sophisticated curves and layers play with proportions and diffuse the pattern.

Created with:  
Umbra Dusk  
Umbra Veil Stripping


*It's a pattern alive with movement thanks to Umbra's flow and curves.*



# Parquet

Sophisticated Parquet is an enduring beauty. Timeless single colour designs celebrate the varied beauty of Woods, and multiple shades introduce a contemporary edge.

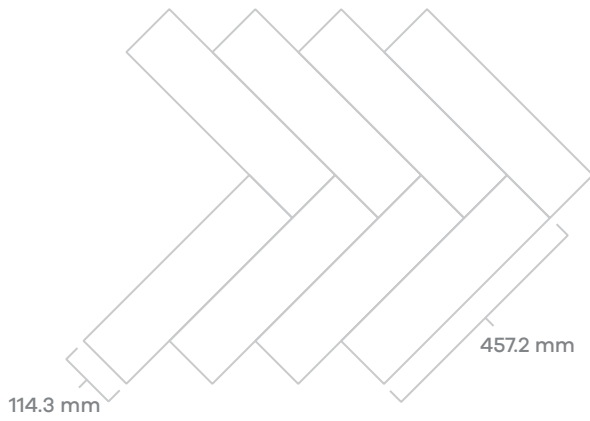
Perfect for: Retail, hospitality & leisure, residential.






# Parquet

Large



Small



▼  
**Mystery  
Large  
DC107**

Rich ink brushstrokes sweep across this moving pattern to bring a glamorous mood.

Created with:  
Ink Wash Wood





Parquet - Mystery

## Parquet Large

"The larger Parquet design is perfect for carrying our characterful, natural grains."

**Sarah Escott**  
Senior Designer

*Cool modern tones look stunning in a large scale Parquet.*

▶  
**Abode  
DC108**

Warm multi-tonal greys flow through a stunning Parquet pattern.

Created with:  
Nomad Oak






▶  
**Abbey  
DC109**

Warm hues  
and reclaimed  
rustic textures  
create a  
contemporary  
authentic  
oak pattern.

Created with:  
Aged Oak



◀  
**Arpeggio  
DC118**

A large-scale Parquet  
alive with deep, rich  
chocolate tones  
creates a floor of  
luxurious beauty.

Created with:  
Dark Walnut

## Parquet Small

▶  
**Oslo  
DC110**

Subtle shifting tones from two modern grains give an artisan feel.

Created with:  
White Wash Wood  
Limed Grey Wood



◀  
**Classic  
DC113**

Traditional oak hues flow through this small-scale pattern to deliver a true Parquet finish.

Created with:  
American Oak

▶  
**Windsor  
DC116**

A fresh one colour weave with a treated finish brings a soft classic feel.

Created with:  
Manor Oak



◀  
**Loft  
DC115**

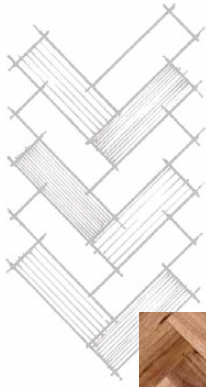
A traditional and homely golden Wood with reclaimed grains is a perfect partner for a classic Parquet.

Created with:  
Farmhouse Oak

▶  
**Timber**  
DC112

Beautifully balanced classic oak grains create a varied, lovely movement.

Created with:  
Worn Oak  
Brushed Oak  
Fumed Oak



◀  
**Parlour**  
DC114

Warm, sun-bleached tones bring depth and beauty to make an inviting space.

Created with:  
Washed Teak

▶  
**Study**  
DC117

A refined and elegant Parquet that delivers a traditional antique finish.

Created with:  
Priory Oak



◀  
**Temper**  
DC111

Three textured Stones give an exciting architectural transformation.

Created with:  
Kura Opium  
Kura Anise  
Kura Juniper

## Oblique Square

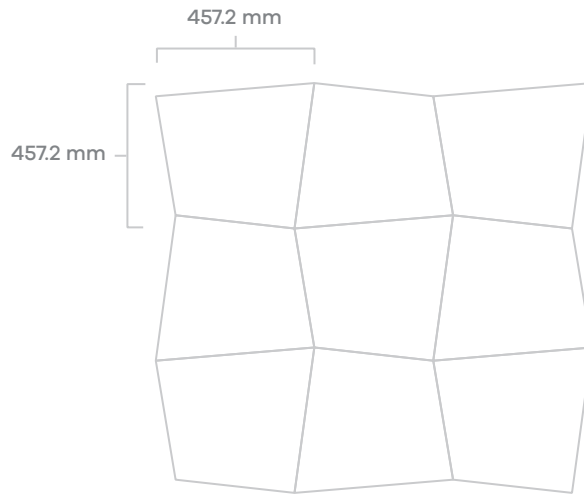
A grand, contemporary and bold pattern created by precisely cut large-scale asymmetric tiles. Oblique Square creates a fresh backdrop in one colour and is a dramatic showcase for textures and tones in multi-product combinations.

Perfect for: Public spaces, education, hospitality & leisure.





# Oblique Square



▼  
**Allure  
DC170**

Bold contrasting textures in complementary tones create a dynamic combination.

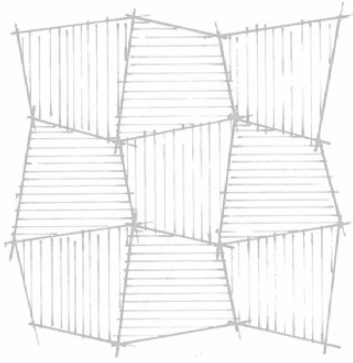
Created with:  
Patina Vapour  
Fragment Astro  
Alchemy Storm  
Stria Rock





Oblique Square - Allure

## Oblique Square



"We've pushed the boundaries of classic palettes with original and surprising combinations."


**Lorna Williams**  
Head of Product Design  
and Creative Branding



◀  
**Century**  
DC166

A fresh one colour pattern delivering light, tranquility and clean texture.

Created with:  
Linear Chalk



▶  
**Glimpse**  
DC165

Organic, flowing pale metallic hints create a modern linear pattern


Created with:  
Infinity Spark



▶  
**Gradient  
DC167**

Shifting tones of light and warmth, this is inviting colour in a smooth tactile pattern.

Created with:  
Equator Flow



◀  
**Noble  
DC169**


An original take on a large-scale palatial pattern, boldly combining grand traditional Stones with contemporary geometry.

Created with:  
Jura Grey  
Fossil Limestone  
Stria Basalt  
Mirabelle Creme

▶  
**Principle  
DC168**

A modern checkerboard of dark greys and neutrals that pushes the boundaries of combining Wood and Stone in floor design.

Created with:  
Kura Opium  
Stria Ash  
Shibori Lapsang  
Shore Oak



## Block Weave

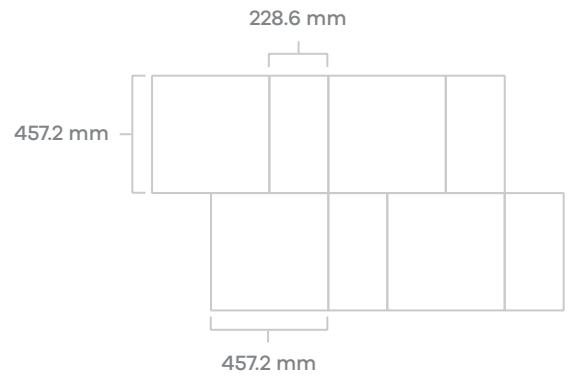
Shifting rows of square and rectangular tiles deliver simplicity on a large scale. Using linear products creates contrasting grain direction, highlighting the simple weave and elegant pattern.

Perfect for: Corporate & public spaces, hospitality & leisure.





## Block Weave



### ◀ Diffuse DC152


Bands of warm and cool colour complement the scale to build a beautifully soft floor pattern.

Created with:  
Equator Wave

### ▶ Midnight DC149

A luxurious weave given distinctive movement by lustrous bands of deep colour and delicate metallic texture.

Created with:  
Chroma Black






Block Weave - Midnight

## Block Weave

▶  
**Roman  
DC151**

A simple block pattern is given presence with the use of confident crystalline texture.

Created with:  
Doric Marble



◀  
**Spa  
DC153**

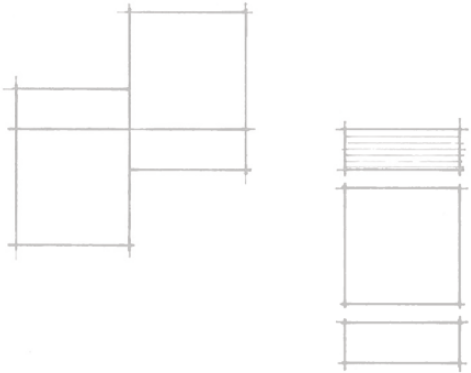
Soft smokey Wood tones bend and twist through this organically beautiful weave.

Created with:  
Shibori Sencha

►  
**Intel  
DC154**

Linear grey and metallic tones dash across shifting tiles delivering contemporary style.

Created with:  
Infinity Strobe




*A classic pattern is given real dynamism by contrasting blocks of linear grains.*



◀  
**Palatial  
DC150**

A quietly confident combination of undulating slate grey and inky tones defined by a dark feature strip.

Created with:  
Cumbrian Slate  
Kura Opium Stripping



*Neutral*

*Treated  
Metallic*

*staggered  
Block*





## Staggered Block

Panoramic and architectural, this large-scale pattern works handsomely as a backdrop to large commercial spaces. Three varying tile sizes create subtle flow and feature stripping gives the pattern stunning definition.

Perfect for: Public spaces, hospitality & leisure, education, retail.

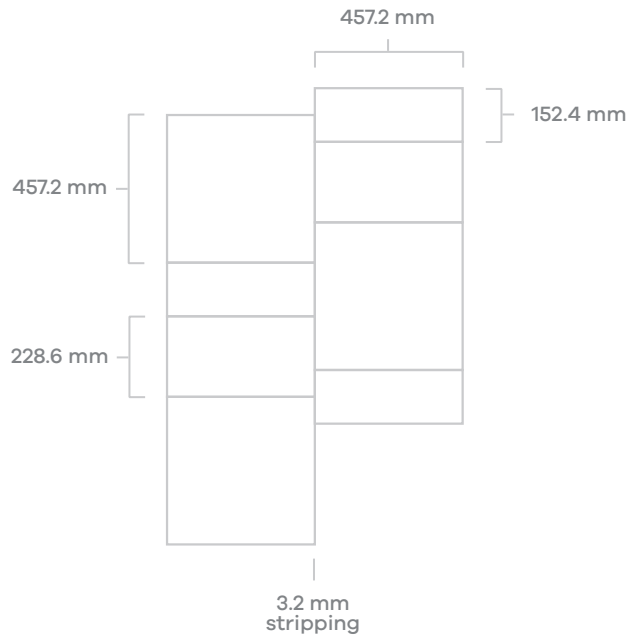






Staggered Block - Luxe

## Staggered Block



### ▼ Luxe DC148

Contrasting neutral tones and textures make a bold and useable statement.

Created with:  
Kura Caraway  
Basilica Salt



## Staggered Block


"Staggered Block is bold and confident, it's the perfect single colour pattern for big spaces and provides opportunity for subtle detail on a large scale."

**Lorna Williams**  
Head of Product Design  
and Creative Branding

▶  
**Mall  
DC146**

A beautiful neutral Stone backdrop with a delicate mica fleck defined by a warm Stria Basalt stripping.


Created with:  
Mica Mix Eggshell  
Stria Basalt Stripping



▶  
**Boutique  
DC144**

Decadent and shimmering abstract blocks are given a luxury inlaid feel with a subtle Stone feature strip.

Created with:  
Alchemy Storm  
Jura Grey Stripping



▶  
**Sensory  
DC147**

The cross-grain in this modern concrete style mixes with the tile stack to create movement and flow.

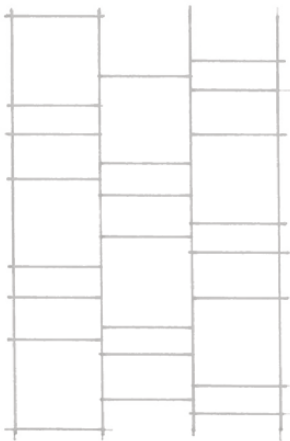
Created with:  
Cadence Aeria  
Cadence Montis Stripping



▶  
**Vogue  
DC145**

A dark strip combined with the deep dye effect of this Kura creates a solid, urban feel.


Created with:  
Kura Anise  
Kura Opium Stripping



▶  
**Aerial  
DC143**

Gentle, shifting, linear tones across this classic slate are clearly defined by the contrasting stripping.


Created with:  
Graphite Slate  
Basilica Shell Stripping



## Basket Weave

A timeless classic is given new beauty and elegance from the sophisticated placement of planks and square tiles that are artisan cut and proportionally balanced. Single-colour designs offer a traditional finish while multi-coloured patterns create drama.

Perfect for: Retail, dining, hospitality & leisure, hotels & residential.

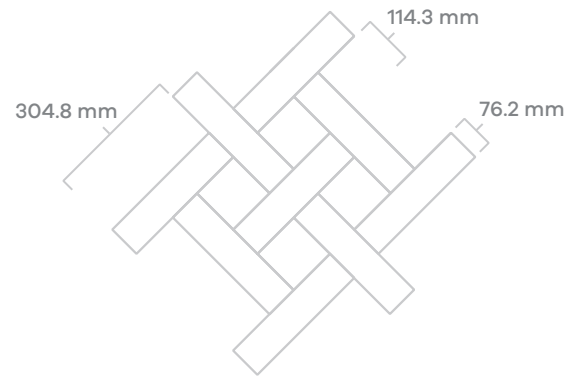








## Basket Weave




*By using innovative combinations of materials we've given the pattern new life and purpose.*

### ◀ Legend DC106

Three rustic Woods with a Stone key tile produce an illusion of depth in this bold open weave.


Created with:  
Harbour Pine  
Aged Oak  
White Wash Wood  
Stria Ash



### ▶ Accord DC105

A contemporary, highly usable weave of complementary cooler Woods and Stones.

Created with:  
White Wash Wood  
Limed Grey Wood  
Kura Anise  
Kura Caraway



## Basket Weave

“The varied grains in our colour combinations give the pattern stunning clarity.”

**Lorna Williams**  
Head of Product Design  
and Creative Branding



◀  
**Vintage  
DC102**

A fresh one colour weave with a treated finish brings a soft classic feel.


Created with:  
Lime Washed Wood



▶  
**Limerick  
DC101**

Blended tones and lively rustic feathering create a classic weave pattern.

Created with:  
Parisian Pine



◀  
**Lustre  
DC104**

The soft metallic shimmer of these two pearlescent products create modern inlaid luxury.

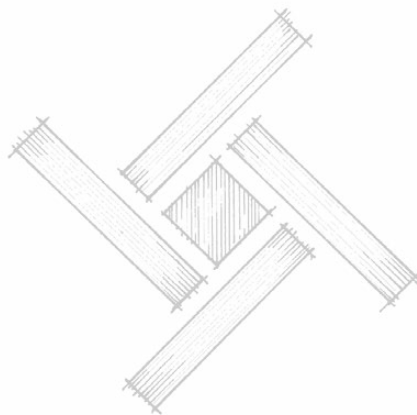
Created with:  
Pearl Wash Wood  
Patina Vapour



▶  
**Raven  
DC103**

Deep warm tones evoke deep elegance.

Created with:  
Quill Kohl




*Rich Quill Kohl  
dramatically twists  
and turns to evolve  
the pattern and bring  
new depth.*

## Random Stone

A contemporary shifting block pattern created by three rectangular tile widths. Versatile and impactful, Random Stone brings uniformity and grandeur to large spaces, and also works superbly in smaller rooms.

Perfect for: Residential, public spaces, retail.





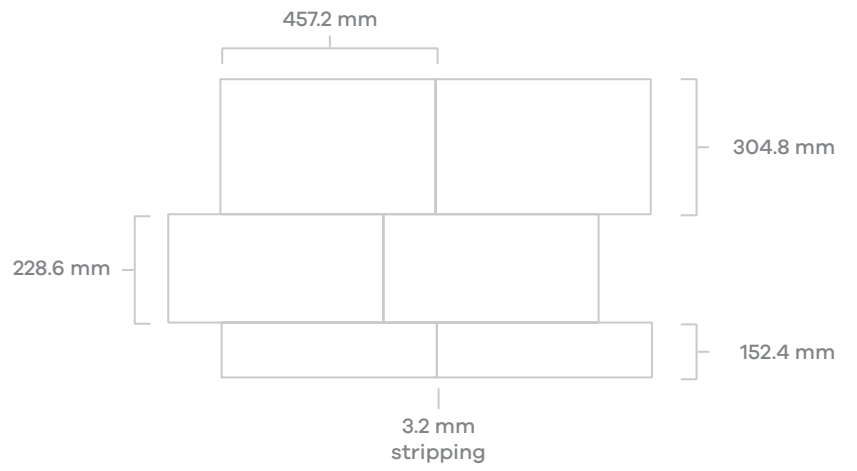


Random Stone - Haven (left) with Basilica Shell





## Random Stone



### ▼ Haven DC181

Peppered flecks flow through the pattern in this elegant neutral Stone with a functional porcelain finish.

Created with:  
Basilica Salt  
Kura Caraway Stripping



## Random Stone

▶  
**Industrial  
DC180**

A multi-layered architectural Stone used in large scale geometry delivers a crisp commercial pattern.

Created with:  
Composite Pumice  
Cirrus Air Stripping



◀  
**Eventide  
DC182**

Deep grey and pewter tones bring an urban metallic feel defined by feature stripping.

Created with:  
Patina Atom  
Patina Vapour Stripping



▶  
**Atmosphere  
DC179**

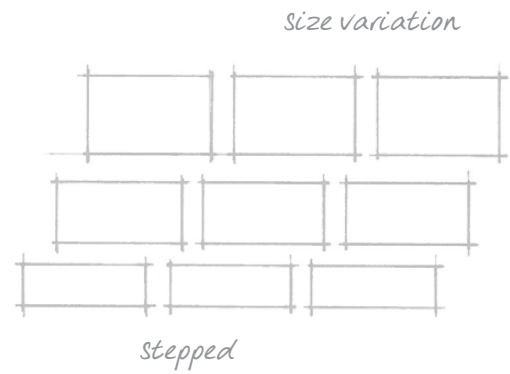
Ambient movement and veiled tones bring contemporary beauty to geometry.

Created with:  
Umbra Eclipse  
Basilica Shell Stripping



“We’ve chosen textures and tones that work with the varying geometry to deliver versatile and highly usable floors.”

**Lorna Williams**  
Head of Product Design  
and Creative Branding



◀  
**Ikats**  
**DC183**

Rhythmic texture and sweeps of powerful colour create intrigue across the varied tile sizes.

Created with:  
Cadence Montis  
Kura Kala Stripping



▶  
**Evolution**  
**DC184**

An eye-catching, multi-tonal design creates remarkable pattern with metallic highlights.

Created with:  
Chroma Gold  
Patina Small Stripping

## Endless Possibilities

# Give me choice, opportunities and possibilities.

For Endless Possibilities take any laying pattern and experiment with colour and product mix to create your Amtico pattern.

It's simple to follow our laying patterns framework. First choose a Designers' Choice pattern and the number of products you want to work with. Then pick your products from our Signature Collection and decide where you want to place them within the pattern framework.

Our expert team are on hand to talk you through the process and advise on the best products and patterns for your project.

Find out more at  
[amtico.com/commercial/endlesspossibilities](http://amtico.com/commercial/endlesspossibilities)




## Arrow


114.3 x 457.2 mm

---

1 Product  
Code: EP159



2 Products  
Code: EP160




## Basket Weave


114.3 x 114.3 mm      76.2 x 304.8 mm

---

1 Product  
Code: EP101



2 Products  
Code: EP104



## Block Weave

228.6 x 457.2 mm

457.2 x 457.2 mm

1 Product without stripping

Code: EP149

1 Product with stripping

Code: EP150



## Flagstone

152.4 x 152.4 mm

304.8 x 304.8 mm

304.8 x 457.2 mm

152.4 x 304.8 mm

152.4 x 457.2 mm

457.2 x 457.2 mm

1 Product with stripping

Code: EP137

Stripping 3.2 mm




## Kite

373.9 x 431.8 mm

262.4 x 80.8 mm

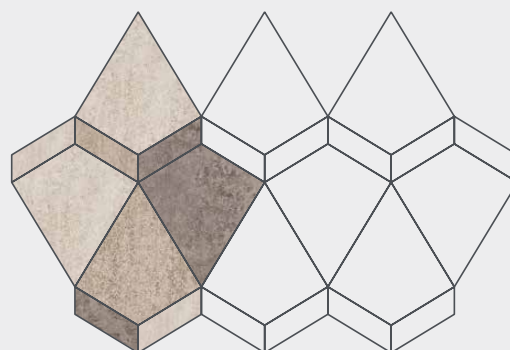
2 Products

Code: EP173



3 Products

Code: EP174

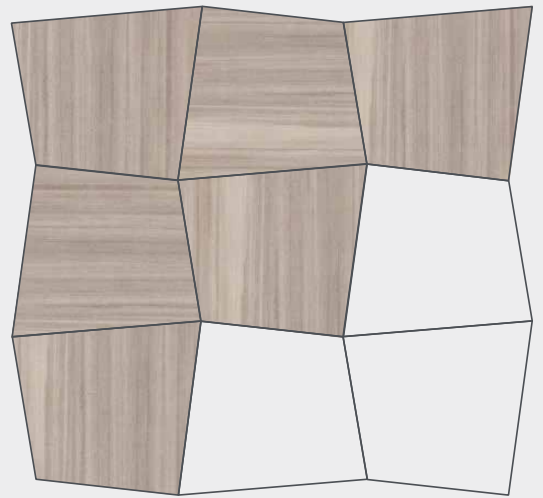


# Oblique Square

457.2 x 457.2 mm

---

1 Product  
Code: EP165



4 Products  
Code: EP169



## Woven

228.6 x 228.6 mm

---

1 Product  
Code: EP119



2 Products  
Code: EP124




# Plank Weave

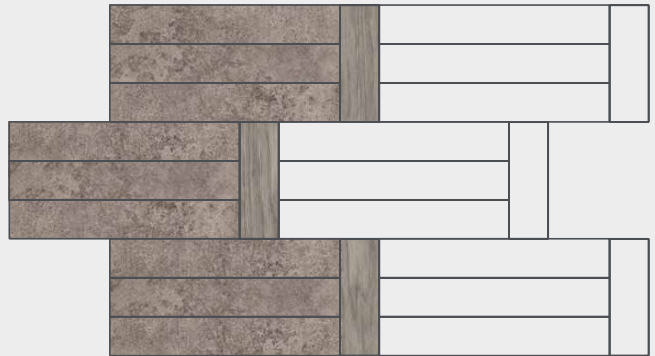
152.4 x 914.4 mm

152.4 x 457.2 mm

1 Product  
Code: EP131



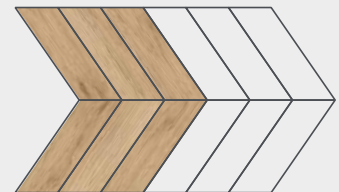
2 Products  
Code: EP135




# Pleat

114.3 x 457.2 mm

1 Product  
Code: EP126



3 Products  
Code: EP127





## Polygon Key

431.8 x 863.6 mm

304.8 x 304.8 mm

---

3 Products  
Code: EP175



## Random Stone

152.4 x 457.2 mm

228.6 x 457.2 mm

304.8 x 457.2 mm

---

1 Product with stripping  
Code: EP179



## Staggered Block


457.2 x 457.2 mm

228.6 x 457.2 mm

152.4 x 457.2 mm

---

1 Product with stripping  
Code: EP143



2 Products without stripping  
Code: EP148



## Varied Block


228.6 x 914.4 mm  
76.2 x 914.4 mm

25.4 x 914.4 mm  
304.8 x 914.4 mm

457.2 x 914.4 mm

---

3 Products  
Code: EP155




# Parquet


Small 76.2 x 228.6 mm

Large 114.3 x 457.2 mm


1 Product Large  
Code: EP107




1 Product Small  
Code: EP113



2 Products Small  
Code: EP110



3 Products Small  
Code: EP112




We're ready to help you create the perfect floor for your project. Discover more about Endless Possibilities at [amtico.com/commercial/endlesspossibilities](https://amtico.com/commercial/endlesspossibilities)

Bespoke

# Make a bespoke statement.

Bold, creative and beautiful, a bespoke floor can be tailored to your project requirements. Thanks to our advanced cutting capabilities and unrivalled range of products we will turn your unique vision into reality.



▲ Our in-house creative team are ready to provide advice on product choice, laying patterns and finishes and our CAD experts will work with you to perfect your design ready for manufacture.

# LAKE SIDE LOUNGE

Bespoke


## A bespoke floor for the Lakeside Lounge.

Interior design firm Atlantic Group was asked to create a bespoke flooring design to match the modern and stylish surroundings of the Lakeside VIP Lounge.

Innovative Abstract products were used to produce a unique, geometric design with shimmering bronze and earthy pearl tones creating a real sense of luxury and exclusivity in the space.

"Given the relatively high footfall we needed to specify products that were going to be durable. Amtico helped us during the design process to specify the correct products. They also supplied samples to use in mood boards, which were a great help when presenting our vision to the client."

**Annie Hill**  
Interior Designer,  
Atlantic Group



## Installation

---

The Signature Collection has been designed for straightforward installation. Make your Signature statement by following these floor preparation and installation guidelines.

### Intended Use

---

- Amtico Signature products are recommended for use over properly prepared concrete, suspended wood, metal and other suitable substrates.
- Do not install Amtico Signature products until the subfloor is prepared and the work of all other trades is complete.
- Amtico Signature products can be used with radiant heating systems, but note that the surface temperature of the subfloor must not exceed 27°C (81°F).
- Amtico Signature products are not intended for outside use.

### Material Receiving, Handling & Storage

---

- Ensure materials delivered are the correct style, colour, shade and quantity; check tiles for visual defects.
- Report discrepancies immediately.

### Jobsite Testing & Subfloor Preparation

---

- The building must be sealed with stable environmental conditions.
- Subfloor must be clean (free of dirt, old adhesives, paint, grease, wax or other contaminants that may stain or prevent adhesion), smooth, flat, sound, fit for purpose and free of movement and excess moisture.
- Solvents must not be used to remove oils, greases, adhesive residues etc. as they may be absorbed into the concrete and at a later date migrate back to the surface, producing an adhesive failure.
- Test concrete for moisture content (country specific) or relative humidity in accordance with national regulations.
- Readings above the maximum permitted require the use of a surface damp proof membrane or adequate time for the floor to dry to an acceptable standard. Record test results and corrective action(s). Documentation is required for processing claims.
- Bring the subfloor to an acceptable condition using appropriate smoothing and levelling compounds. For wood subfloors use approved underlayment panels. Install surface preparation materials according to the manufacturers' instructions and ensure a smooth surface to prevent any irregularities or roughness from telegraphing through the new flooring. If the subfloor or underlayment material beneath the resilient flooring fails, responsibility for warranties and/or performance guarantees rests with the underlayment manufacturer or contractor.

### Installation Procedures

---

- Inspect each tile for visual defects before installing.
- Installation of flooring implies acceptance of materials.
- Acclimatise Amtico Signature products, adhesive and subfloor to a stable condition between 18°C - 27°C (64°F - 81°F) for a minimum of 24 hours before, during and after installation. For best results and in particular when extreme temperature conditions exist, increase the acclimatisation to a minimum of 48 hours.
- Apply recommended Amtico adhesive according to label instructions. Adhesive selection should be appropriate to site conditions - see adhesive labels for more detailed information. Amtico will not be held responsible for any installation complaints if a non-recommended adhesive is used.
- The floor must be rolled using a 45 kg three-section roller in both directions.
- The finished floor should be protected from point loads and heavy traffic for 24 hours after installation and should not be washed for 48 hours.

### Routine Maintenance

---

- Daily sweep or dust mop the floor and clean up all spills immediately.
- Perform damp mopping or machine cleaning (<450 rpm) as necessary. For routine everyday cleaning, use Amtico Maintainer or equivalent. For periodic cleaning, use Amtico Stripper or equivalent and Amtico Dressing.
- When machine cleaning, use a 3M red pad or equivalent.
- Do not use household washing liquids or detergents as they may leave a sticky or slippery residue on the floor if not thoroughly rinsed.
- Avoid cleaners that contain abrasives or solvents that may permanently damage the floor.
- For more detailed instructions, refer to Amtico Wear & Care at [amtico.com](http://amtico.com)

### Periodic Maintenance

---

- Use stripper to remove ground in-dirt and old or worn coats of dressing.
- Apply dressing if desired or as necessary. Follow the instructions for proper usage and application.

### Caution

---

When kept clean and dry, Amtico Design Tile products have excellent slip-resistant properties. However, in common with other smooth floor coverings, water, other liquids, grease and other contaminants on the surface of the floor can make them slippery.

For further technical information please visit [amtico.com/commercial/installation](http://amtico.com/commercial/installation)



# Adhesives

---

## Amtico SF Adhesive (UK)

---

An EC1 Plus-certified, water-based acrylic adhesive with a working time of up to one hour, recommended for use in all areas except those subject to heat and moisture.  
2.5, 5 and 15 litres

## Amtico SF Plus Adhesive (Europe)

---

An EC1 Plus-certified, water-based acrylic adhesive recommended for all areas except those subject to heat or moisture.  
14kg

## Amtico PS Adhesive (UK)

---

PS Adhesive is a water-based acrylic adhesive that has an extended working time of up to three hours and is recommended for all areas except those subject to heat or moisture.  
3, 6 and 14kgs

## Amtico International HT Adhesive (UK & Europe)

---

HT Adhesive is a single-part, wet-set, water-based acrylic adhesive that has very good temperature resistance. It has a working time of up to 30 minutes and is classified as EC1 Plus. It is recommended for areas subject to some heat variations, such as conservatories and areas receiving direct sunlight. It is also suitable for use where underfloor heating has been installed.  
5 and 15 litres

## Amtico HT Extra Adhesive (UK & Europe)

---

An EC1 Plus-certified single-part, water-based acrylic adhesive that has very good temperature resistance and improved grab, with a working time of up to 20 minutes. Recommended for areas subject to some heat variations, such as conservatories and adjacent to sunny windows. It is also suitable for use where underfloor heating has been fitted.  
14kg

## Amtico Universal 2-Part Adhesive (UK & Europe)

---

Universal 2-Part Adhesive is a wet-set adhesive that can be used for bonding Amtico Design Tile products in wet areas such as bathrooms.

It may also be used for high-temperature areas. Universal 2-Part has a working time of 40-60 minutes, is entirely solvent free and classified as EC1 Plus with respect to very low VOC emissions.  
6kg

## Use of Amtico Adhesives

---

Follow the instructions on the labelling, paying particular attention to the pot life and working times. Spread adhesives evenly using a trowel with notch size 1.8x1.2x1.65 (Euro A2). Do not use worn trowels. Only spread sufficient adhesive that can be covered within the recommended open time. The tiles should be rolled with a 45kg roller as soon as possible after installing and before the adhesive sets; timing will depend on site conditions and adhesive selection. Always clean away excess adhesive before it is allowed to dry; use a soft cloth moistened with adhesive remover.

# Wear and Care Advice

---

## Product Care

- Avoid using aerosol sprays and other silicone-based products as overspray can leave a residue and make the floor slippery.
- Use entrance matting at all external doorways. This will help reduce the chance of water, excess grit, dirt, small stones and other debris being walked onto the floor. Some rubber-backed matting can cause permanent staining.
- Spillages should be wiped up immediately. Residues of oils and greases are potential slip hazards; the affected area should be cleaned thoroughly with a neutral cleaner or our ready-to-use spillage remover.
- Avoid contact with rubber, asphalt, some paints and shoe polishes, which can potentially stain your floor.
- Do not allow cigarettes, matches or other hot items to be deposited on the floor as permanent damage is likely to occur.
- Do not use steam mops as these may damage the tiles or cause adhesives to fail.
- Amtico products have good scratch-resistance properties. However sharp edges on some items of furniture can damage your floor. Care should also be taken when using vacuum cleaners, as they may scratch your floor.
- The use of furniture cups, felt pads or glides are essential to help reduce the risk of your floor being scratched.
- Do not drag heavy items of furniture across the floor as this will result in serious scratch marks. Care should be taken with a new floor when furniture and other appliances are being fitted or placed back into the space.
- Castors, furniture cups and other means of load spreading will help reduce the risk of indentation to the floor when used under heavy load-bearing furniture and appliances.
- We do not advocate the use of other cleaning products, as they may not work as efficiently or effectively, and may cause damage to the floor or leave the surface with a slippery residue.



Our ethos is to combine creativity and innovation with the highest levels of quality – design, manufacturing, product and service.

	<p>The Amtico Signature range is verified and certified as A+ on the BRE Global Green Guide Online for use in retail, domestic, education, commercial, healthcare, industrial, hospitality and leisure sectors.</p>		<p>Amtico Signature products have received the NF mark of quality issued by the CSTB (French Standards organization) and have been UPEC classified, therefore conforming to local French legislation.</p>
	<p>Amtico Signature products comply with German building regulations as certified by DIBt.</p>		<p>The CE mark is a confirmation by Amtico that our products are in compliance with European health, safety and environmental requirements (as required by Council Directive 89/106/EEC and detailed in EN 14041).</p>
	<p>Amtico is a member of the professional association for flexible floor covering manufacturers in Germany.</p>		<p>Amtico International GmbH is a member of the DGNB German Sustainable Building Council.</p>
	<p>Our quality system complies with BS EN ISO9001 and is certified by LRQA.</p>		<p>Amtico products comply with BSI ISO 14001 environmental standards.</p>
	<p>Amtico Signature products are third party certified for low-VOC emissions contributing towards good indoor air quality.</p>		<p>SOL PVC Pro is the French professional organisation of PVC flooring manufacturers; standing for their shared values and commitments related to environment, comfort, regulation and communication.</p>
	<p>Amtico Signature products are manufactured using both phthalate free and bio-based plasticisers except for recycled content.</p>		<p>Amtico International partenaire de <b>Sols Pvc<sup>PRO</sup></b></p>



20YR COMMERCIAL WARRANTY

## WARRANTY

All Amtico Signature products come with an Amtico commercial product warranty against wear-out. For full details visit [amtico.com/commercial/warranty](http://amtico.com/commercial/warranty)

**amtico**  
makes it  
possible

**Amtico UK &  
European Sales**

Solar Park Southside  
Solihull, West Midlands  
B90 4SH  
+44 (0) 121 745 0800  
samples@amtico.com

**Amtico Head Office**

Kingfield Road  
Coventry  
CV6 5AA  
+44 (0) 24 7686 1400  
samples@amtico.com

**Amtico International  
Germany**

Im Taubental 11  
41468 Neuss  
+49 (0) 2131 359 16 0  
info@amtico.de

**Amtico International  
France**

12 Rue Pernelle  
75004 Paris  
+33 (0) 1 55 38 95 70  
info@amtico.fr

**Amtico International  
Sweden**

Isafjordsgatan 22  
164 40 Kista  
+46 (0) 8 584 233 24  
info@amtico.se

**Amtico International Asia**

Unit 1907, 19th Floor  
Paul Y. Centre  
51 Hung To Road, Kwun Tong  
Kowloon, Hong Kong  
+852 2327 7703  
samples@amtico.com

**Amtico International  
Middle East, Africa & India**

8th Floor  
Building Number 2  
J&G DMCC, Dubai, UAE  
+44 (0) 121 745 0800  
samples@amtico.com

**amtico.com**

Visit [amtico.com](http://amtico.com) for more information on our product range, inspiring ideas, maintenance and installation advice. Every effort is made to achieve accurate reproduction of products in this brochure, however printing limitations can be misleading. Selection of products should be made from actual samples. Samples are small pieces cut from standard tiles. They give only a general indication of the design. Tone and shading can vary slightly from batch to batch and it is not possible to guarantee that the sample will exactly match the material supplied. The policy of the Company is one of continuous development and improvement and the right is reserved to add or delete from the range or change patterns without prior notification. All metric sizes are rounded. All products are manufactured in line with EN649, EN ISO 10582. Brochure correct at the time of printing.



**amtico**  
makes it  
possible

MLIT.BRU.R6.LP